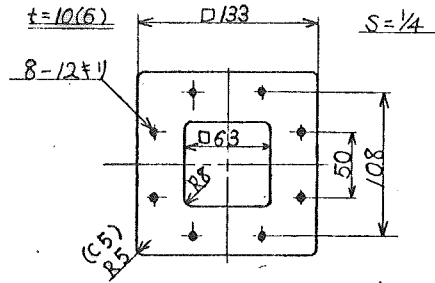
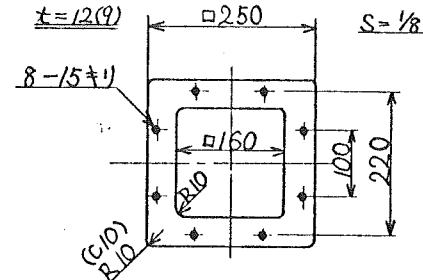


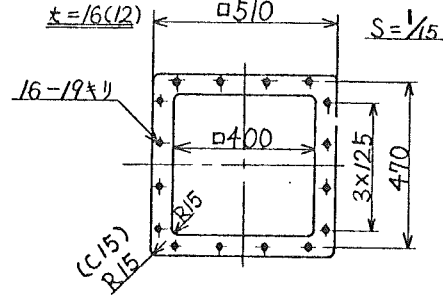
ZFT-63



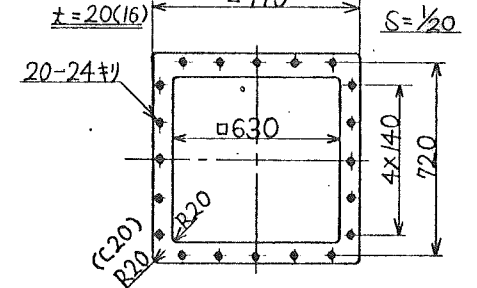
ZFT-160



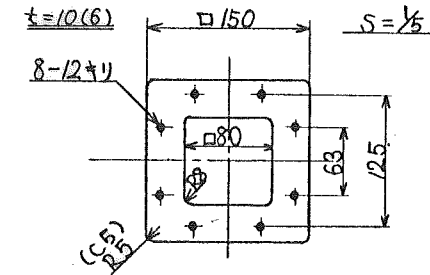
ZFT-400



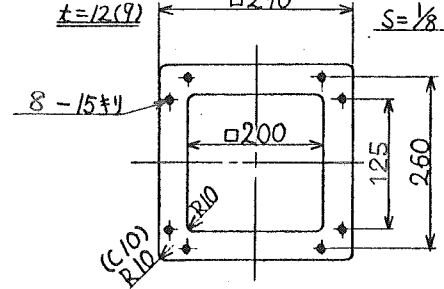
ZFT-630



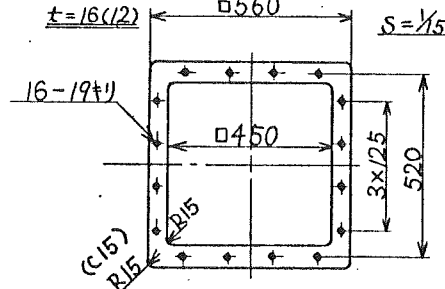
ZFT-80



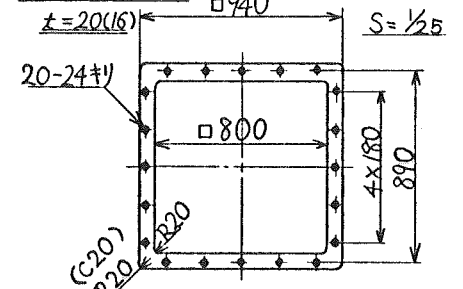
ZFT-200



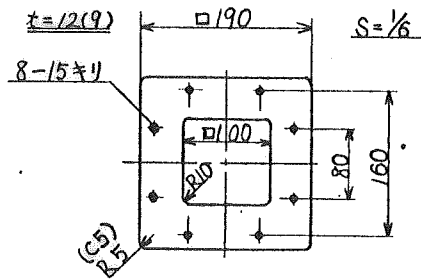
ZFT-450



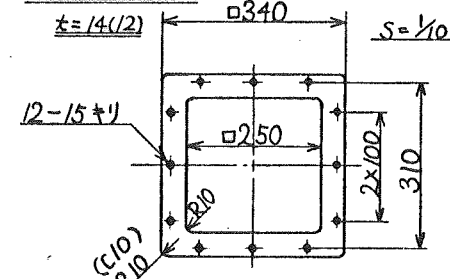
ZFT-800



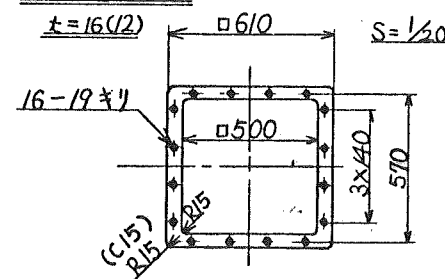
ZFT-100



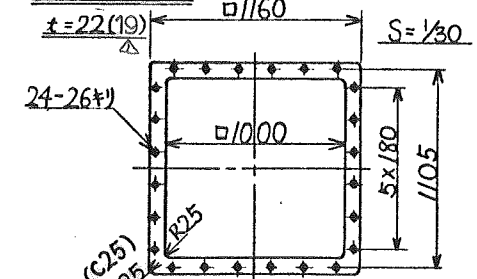
ZFT=250



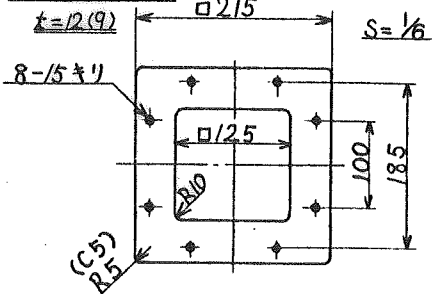
ZFT-500



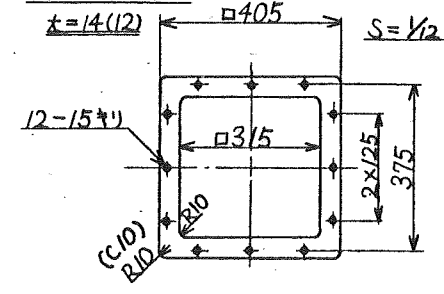
ZFT-1000



ZFT-125



ZFT-315



* ()内の寸法は金鋼材の時の数値とします。

* 口至寸法は内寸規準とします。

PARTS NO.	名称	NAME	仕様	SPEC.	材料	数量	備考
REVISIONS	△000503 寸法変更	FIS 設計規格 ZFT型フランジ 規格寸法表 [1]			DATE	SCALE	図面 ANG. PRO- SECTION 3RD.
DRAWN BY	35	フルード工業株式会社 FLUID ENGINEERING CO., LTD.			DWG. NO.	I-5	ITEM NO.
CHECKED BY					WORK NO.	(ZFT)	